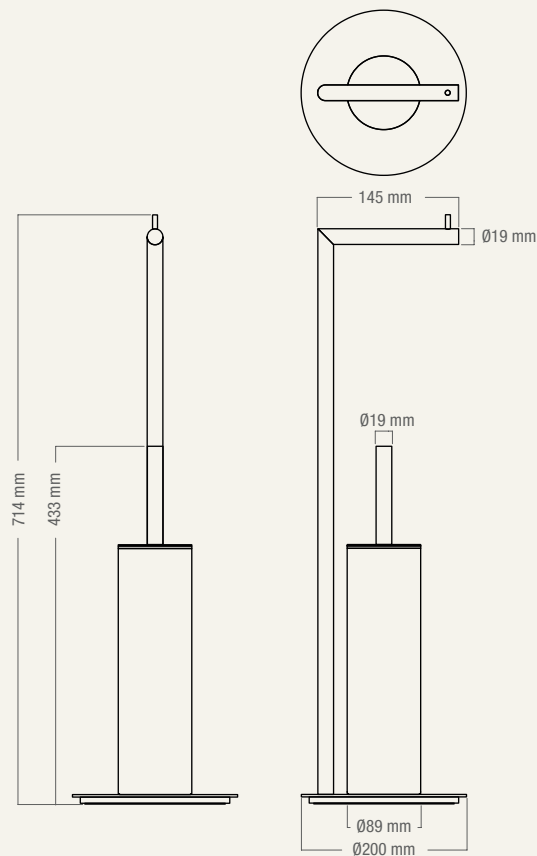


FROST
DENMARK

TOILET BRUSH 1948, COMBI










DESIGNED BY BØNNELYCKE MDD

PRODUCT DETAILS AND
MAINTENANCE INSTRUCTIONS



MATERIAL: STAINLESS STEEL

AVAILABLE IN THE NINE FROST FINISHES:

								
N1948 BRUSHED STAINLESS	O1948 POLISHED STAINLESS	N1948-BOC BRUSHED COPPER	N1948-C POLISHED COPPER	N1948-BMG BRUSHED GOLD	N1948-GO POLISHED GOLD	N1948-BCB BRUSHED BLACK	N1948-B MATT BLACK	N1948-W MATT WHITE



CARE & MAINTENANCE

- 1 To maintain your toilet brush, regularly remove the plastic insert for easy cleaning. Rinse it with warm water and mild soap, then let it dry thoroughly before reassembling to ensure good hygiene and longevity.



REPLACEMENTS FOR TOILET BRUSH 1948

- 1 **TOILET BRUSH HEAD**
Replacement toilet brush heads are available for purchase. Simply unscrew the old brush head, reattach the new one, and it's ready for use again.

Spare part item number: RESN1910

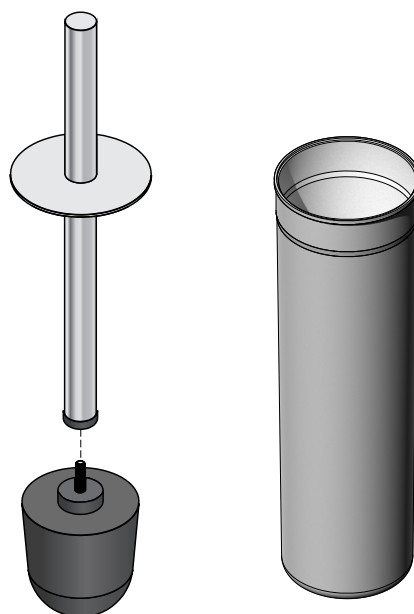
PLASTIC INSERT

The plastic insert is also available as a spare part in either black or white plastic.

To replace it, simply remove the old insert and replace with the new one.

Spare part item number for black: RESN1910-1-B

Spare part item number for white: RESN1910-1-W



CLEANING AND MAINTENANCE

Surfaces should be cleaned with a microfiber cloth, glass cleaner or other non abrasive and gentle agents.

ATTENTION:

Never use solvents or aggressive household cleaners like bleach, acids (e.g. descalers) or ammonia-based bathroom cleaner to clean the product. Steel wool and hard brushes can permanently damage the surface of the steel.

EXCLUSION OF LIABILITY

FROST accepts no liability whatsoever for damage to persons or property that occurs or has occurred as a result of improper installation or maintenance, particularly if the safety instructions and other points to note listed are not or have not been observed in full.

WARNING AND HAZARD NOTICES

Improper mounting or use can lead to accidents and serious injuries.

www.frostdenmark.com

Bavne Alle 32, 8370 Hadsten, Denmark

E-mail: info@frost.dk • Phone: (+45) 87 61 00 32

We are also to be found as frostdenmark on Facebook,
Instagram, Pinterest and LinkedIn

