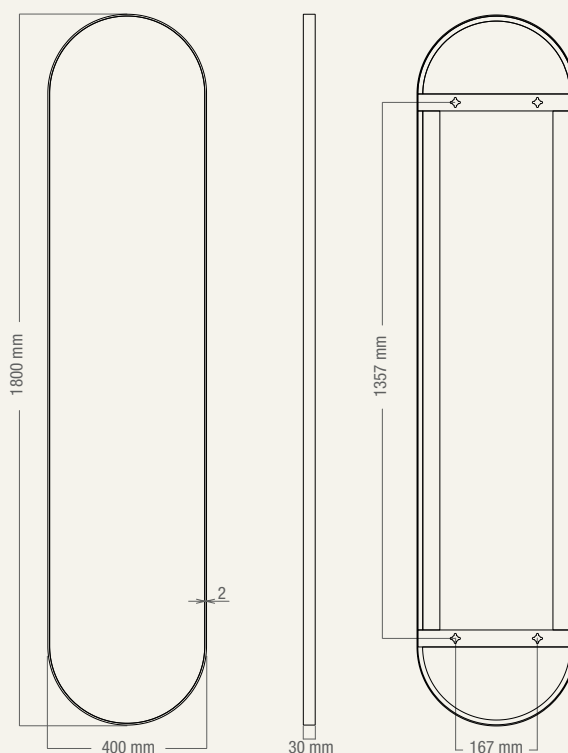


**FROST**  
DENMARK

## MIRROR 4144

DESIGNED BY BØNNELYCKE MDD

PRODUCT DETAILS, TECHNICAL DETAILS  
AND FITTING INSTRUCTIONS



**MATERIAL: ALUMINIUM**

**AVAILABLE IN THE FROST FINISHES:**



U4144-B  
MATT  
BLACK



U4144-W  
MATT  
WHITE

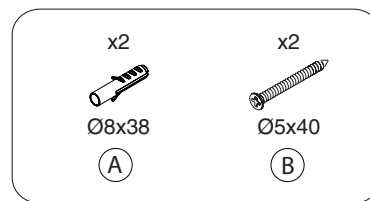


## MOUNTING



Mirror 4144 can be mounted in either a horizontal or vertical orientation.  
It is compatible with the Backlight Plate U4144-BACK (sold separately).

For installation with the backlight plate, please refer to the dedicated mounting instructions.


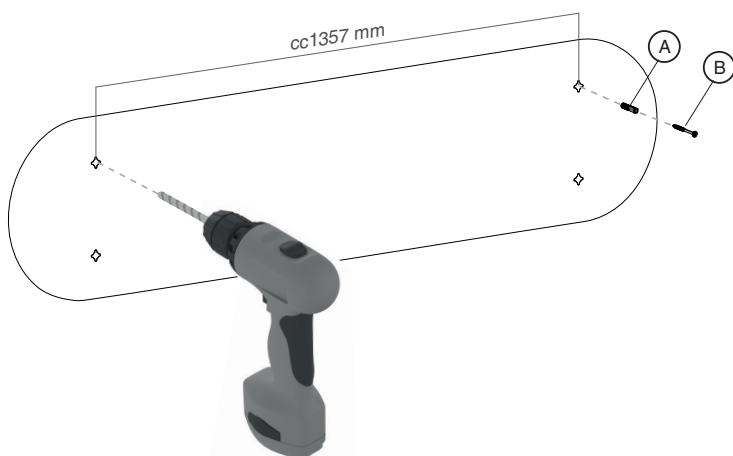


1

Mark the placement of the screw holes for mounting the mirror on the wall.

Drill out the marked holes with a 8 mm drill bit and insert the enclosed  $\varnothing 8 \times 38$  mm wall plugs (A).  
With a PH2 bit tighten the enclosed 5x40 mm screws (B), but leave a small gap between the screw head and the wall.

\*NOTE: some older models have different cc measure of 300 mm when mounted vertically.



2

Lift the Mirror onto the screws and slide it down until it locks securely into place.



#### **CLEANING AND MAINTENANCE**

Surfaces should be cleaned with a microfiber cloth, glass cleaner or other non abrasive and gentle agents.

#### **ATTENTION:**

Never use solvents or aggressive household cleaners like bleach, acids (e.g. descalers) or ammonia-based bathroom cleaner to clean the product. Steel wool and hard brushes can permanently damage the surface of the steel.

#### **EXCLUSION OF LIABILITY**

FROST accepts no liability whatsoever for damage to persons or property that occurs or has occurred as a result of improper installation or maintenance, particularly if the safety instructions and other points to note listed are not or have not been observed in full.

#### **WARNING AND HAZARD NOTICES**

Improper mounting or use can lead to accidents and serious injuries.

**[www.frostdenmark.com](http://www.frostdenmark.com)**

Bavne Alle 32, 8370 Hadsten, Denmark

E-mail: [info@frost.dk](mailto:info@frost.dk) • Phone: (+45) 87 61 00 32

We are also to be found as frostdenmark on Facebook,  
Instagram, Pinterest and LinkedIn

