

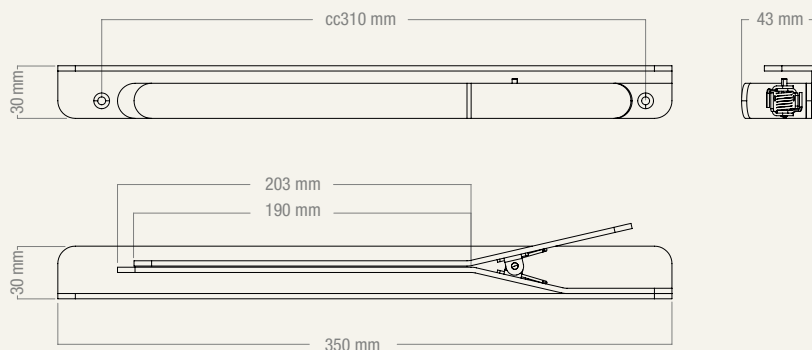
# FROST

D E N M A R K

## MADAM CLAMP 1973

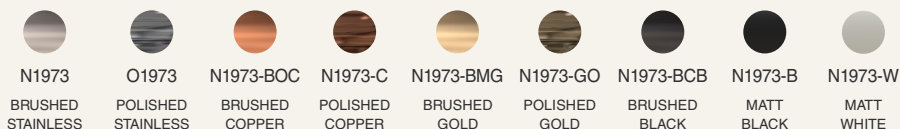
DESIGNED BY BØNNELYCKE MDD

PRODUCT DETAILS, TECHNICAL DETAILS  
AND FITTING INSTRUCTIONS



**MATERIAL: STAINLESS STEEL**

**AVAILABLE IN THE NINE FROST FINISHES:**

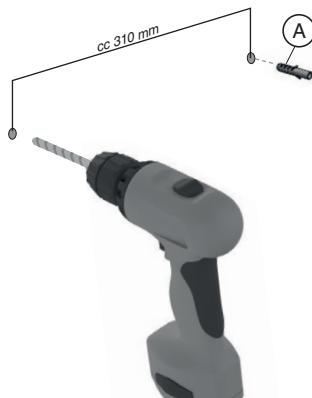




## MOUNTING

- 1 Place the Madam Clamp in the desired position and mark the screw holes as illustrated, with a CC distance of 310 mm.

Drill the marked holes using a 6 mm drill bit and insert the enclosed  $\varnothing 6 \times 30$  mm wall plugs (A).



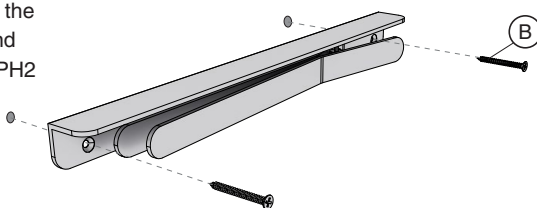
x2  
 $\varnothing 6 \times 30$

(A)

x2  
 $\varnothing 4 \times 30$

(B)

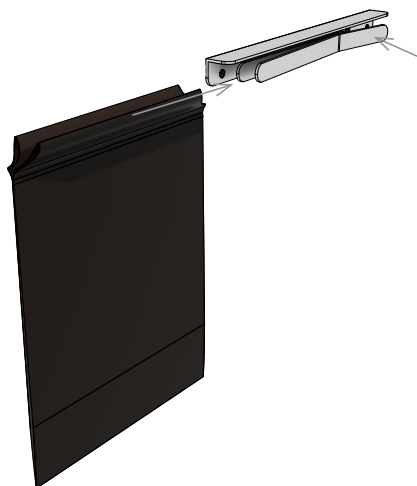
- 2 Secure the Clamp on the wall with the enclosed  $\varnothing 4 \times 30$  mm screws (B) and use a Phillips screwdriver with bit PH2 to tighten the screws.



- 3 To get the liner onto the Clamp. Press the Clamp handle to slightly open and slide the liner on.

The Madam Clamp is delivered with 5 black liners.

Additional Liners can be purchased on [www.frostdenmark.com](http://www.frostdenmark.com)  
N1973-Liner: 50 liners pr. roll



### **CLEANING AND MAINTENANCE**

Surfaces should be cleaned with a microfiber cloth, glass cleaner or other non abrasive and gentle agents.

### **ATTENTION:**

Never use solvents or aggressive household cleaners like bleach, acids (e.g. descalers) or ammonia-based bathroom cleaner to clean the product. Steel wool and hard brushes can permanently damage the surface of the steel.

### **EXCLUSION OF LIABILITY**

FROST accepts no liability whatsoever for damage to persons or property that occurs or has occurred as a result of improper installation or maintenance, particularly if the safety instructions and other points to note listed are not or have not been observed in full.

### **WARNING AND HAZARD NOTICES**

Improper mounting or use can lead to accidents and serious injuries.

**[www.frostdenmark.com](http://www.frostdenmark.com)**

Bavne Alle 32, 8370 Hadsten, Denmark

E-mail: [info@frost.dk](mailto:info@frost.dk) • Phone: (+45) 87 61 00 32

We are also to be found as frostdenmark on Facebook,  
Instagram, Pinterest and LinkedIn

