

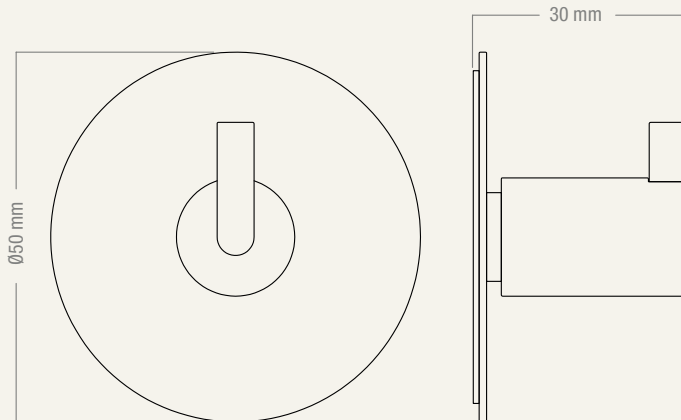
FROST

DENMARK

HOOK 1901-5, 3M



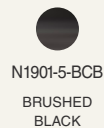

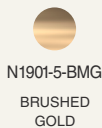
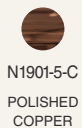
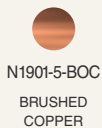
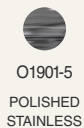

DESIGNED BY BØNNELYCKE MDD

PRODUCT DETAILS AND
MOUNTING INSTRUCTIONS FOR 3M



MATERIAL: STAINLESS STEEL

AVAILABLE IN THE NINE FROST FINISHES:



BEFORE MOUNTING 3M PRODUCTS

3M tape is a high-quality, double-sided adhesive that provides strong and reliable adhesion. For the best results, choose smooth and glossy surfaces.

Ideal surfaces: Tiles, lacquered, or veneered board materials.

Avoid: Wallpaper, fabric, uneven or rough surfaces, moisture-resistant wallpaper, or grout lines on tiles, as these can reduce adhesion. Do not place 3M products under running water or in areas with constant water flow.

NOTE: To remove the 3M product, use a hairdryer on low to medium heat to warm the adhesive area for about 1–2 minutes. This helps soften the adhesive, making it easier to remove. After the product has been removed, we recommend applying new 3M tape to the backside for optimal adhesion.

MOUNTING 3M PRODUCTS

- 1 Place the product in the desired position and mark the placement.

Use a level or similar tool if necessary to ensure a straight installation, which will help with even weight distribution.



- 2 Thoroughly clean the mounting surface with a cleaning wipe or similar product to remove dirt, grease, and other particles.

A clean surface ensures optimal adhesion and durability.



-
- ③ Carefully remove the protective film from the 3M tape on the back of the product.



- ④ Position the item on the cleaned surface and press firmly for approximately 10 seconds, applying even pressure to secure the adhesive.



- ⑤ For optimal adhesion, allow the adhesive to cure for at least 42 hours before placing any weight on the product.

After 42 hours, your product is ready for use.

Weight capacity: Max. 2 kg



CLEANING AND MAINTENANCE

Surfaces should be cleaned with a microfiber cloth, glass cleaner or other non abrasive and gentle agents.

ATTENTION:

Never use solvents or aggressive household cleaners like bleach, acids (e.g. descalers) or ammonia-based bathroom cleaner to clean the product. Steel wool and hard brushes can permanently damage the surface of the steel.

EXCLUSION OF LIABILITY

FROST accepts no liability whatsoever for damage to persons or property that occurs or has occurred as a result of improper installation or maintenance, particularly if the safety instructions and other points to note listed are not or have not been observed in full.

WARNING AND HAZARD NOTICES

Improper mounting or use can lead to accidents and serious injuries.

www.frostdenmark.com

Bavne Alle 32, 8370 Hadsten, Denmark

E-mail: info@frost.dk • Phone: (+45) 87 61 00 32

We are also to be found as frostdenmark on Facebook,
Instagram, Pinterest and LinkedIn

