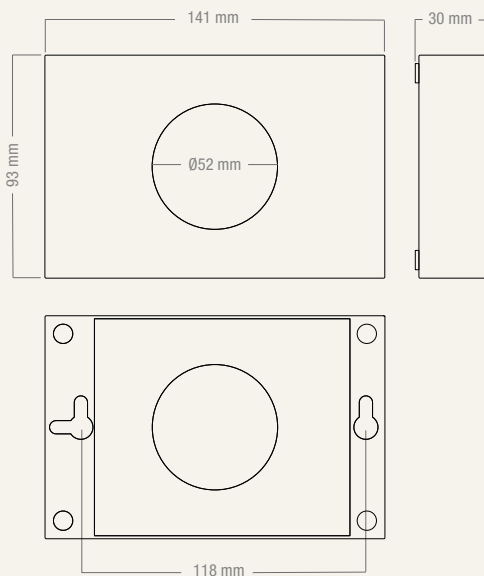


FROST
DENMARK

HYGIENE BAG DISPENSER 1954

DESIGNED BY BØNNELYCKE MDD

PRODUCT DETAILS, TECHNICAL DETAILS
AND FITTING INSTRUCTIONS



MATERIAL: STAINLESS STEEL

AVAILABLE IN THE NINE FROST FINISHES:



N1954
BRUSHED
STAINLESS



O1954
POLISHED
STAINLESS



N1954-BOC
BRUSHED
COPPER



N1954-C
POLISHED
COPPER



N1954-BMG
BRUSHED
GOLD



N1954-GO
POLISHED
GOLD



N1954-BCB
BRUSHED
BLACK



N1954-B
MATT
BLACK



N1954-W
MATT
WHITE

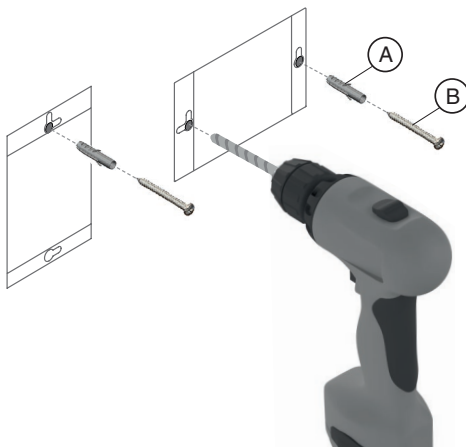


MOUNTING

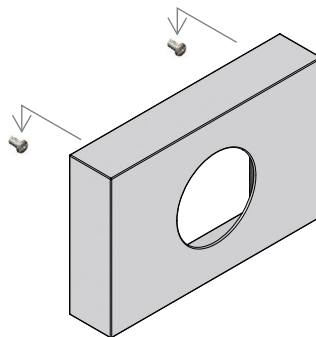
- 1 Mark the placement of the screw holes for mounting. You can choose to mount it either horizontally or vertically.

Drill out the marked holes with a 6 mm drill bit and insert the enclosed Ø6x30 mm wall plugs (A).

With a PH2 bit tighten the enclosed 4x30 mm screws (B), but leave a small gap between the screw head and the wall.



- 2 To mount the Hygiene Bag Dispenser simply lift it onto the screws and slide it down until it locks into place.



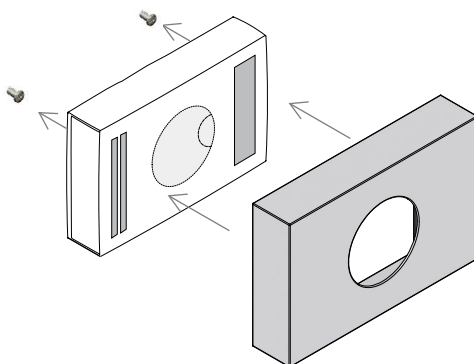
- 3 Place the pack of hygiene bags inside the dispenser.

Then, lift the dispenser with the hygiene bags and slide it down onto the pre-mounted screw until it locks into place.

Make sure it is securely positioned before use.

NOTE: Hygiene bags are not included.

Recommended hygiene bags:
DEISS Universal Bin Liners 46922.



CLEANING AND MAINTENANCE

Surfaces should be cleaned with a microfiber cloth, glass cleaner or other non abrasive and gentle agents.

ATTENTION:

Never use solvents or aggressive household cleaners like bleach, acids (e.g. descalers) or ammonia-based bathroom cleaner to clean the product. Steel wool and hard brushes can permanently damage the surface of the steel.

EXCLUSION OF LIABILITY

FROST accepts no liability whatsoever for damage to persons or property that occurs or has occurred as a result of improper installation or maintenance, particularly if the safety instructions and other points to note listed are not or have not been observed in full.

WARNING AND HAZARD NOTICES

Improper mounting or use can lead to accidents and serious injuries.

www.frostdenmark.com

Bavne Alle 32, 8370 Hadsten, Denmark

E-mail: info@frost.dk • Phone: (+45) 87 61 00 32

We are also to be found as frostdenmark on Facebook,
Instagram, Pinterest and LinkedIn

