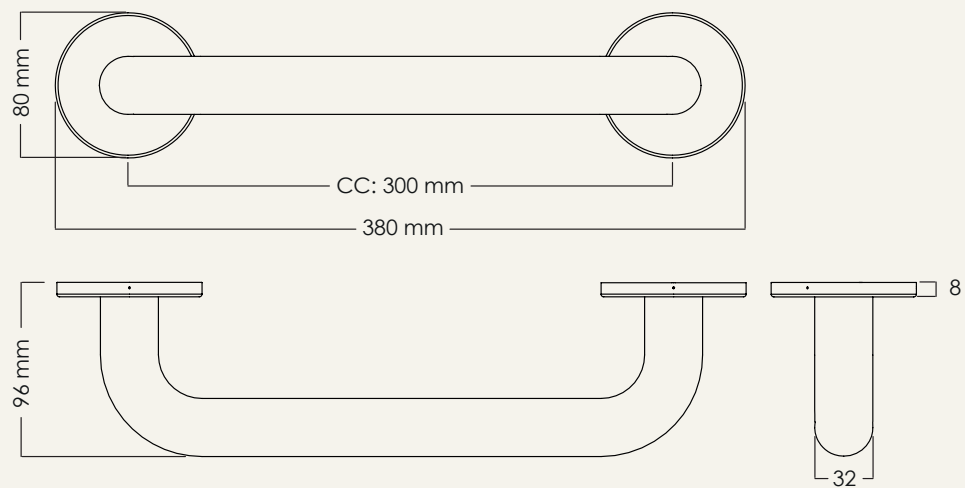


FROST
DENMARK

GRAB RAIL 1965










DESIGNED BY BØNNELYCKE MDD

PRODUCT DETAILS, TECHNICAL DETAILS
AND FITTING INSTRUCTIONS



MATERIAL: STAINLESS STEEL

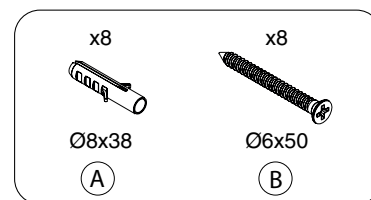
AVAILABLE IN THE NINE FROST FINISHES:

								
N1965 BRUSHED STAINLESS	O1965 POLISHED STAINLESS	N1965-BOC BRUSHED COPPER	N1965-C POLISHED COPPER	N1965-BMG BRUSHED GOLD	N1965-GO POLISHED GOLD	N1965-BCB BRUSHED BLACK	N1965-B MATT BLACK	N1965-W MATT WHITE



BEFORE INSTALLING PLEASE NOTE

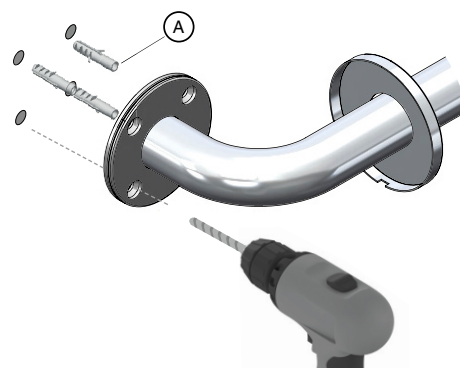
- ⓘ Before installing, the installer must ensure that the material and strength of the wall are sufficient. FROST CARE products must be mounted on a solid or reinforced wall.



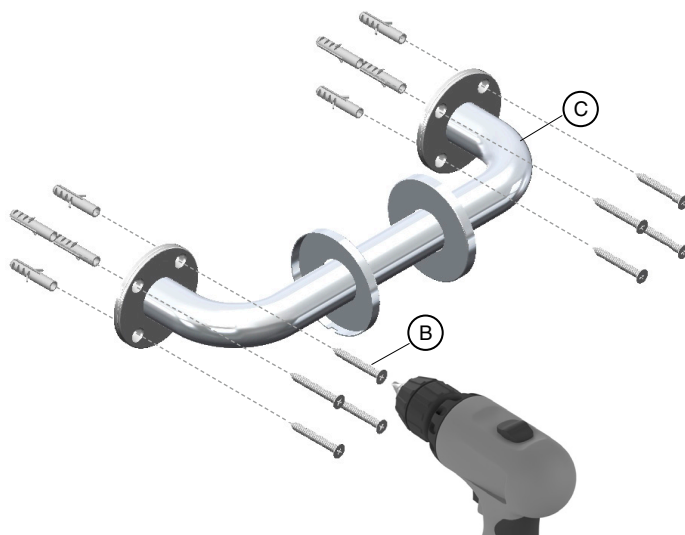
MOUNTING

- 1 Mark the placement of the screw holes for mounting the Grab Rail on the wall.

Drill out the marked holes with a 8 mm drill bit and insert the enclosed $\text{Ø}8 \times 38$ mm wall plugs (A).



- 2 Secure the Grab rail (C) on the wall with the enclosed $\text{Ø}6 \times 50$ mm screws (B) and use a Phillips screwdriver with bit PH3 to tighten the screws.



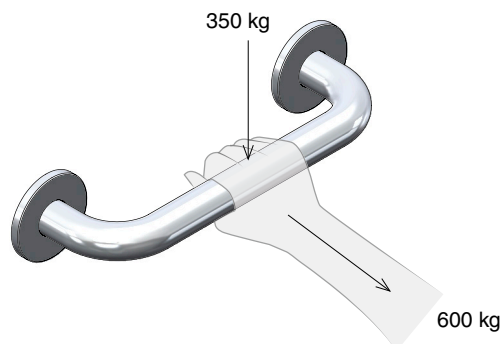
METHOD OF TESTING

- ⓘ To ensure that the Grab Rail is capable of withstanding heavy load and conditions for everyday use, the product has been tested in accordance to the requirements of the European standard for technical aids for disabled, BS/EN 12182:2012.

The Grab Rail was then subjected to static load; Vertical load of 3.43 kN (350 kg) followed by a horizontal load of 5.89 kN (600 kg). After the last test, the handrail was loaded until failure at a Horizontal load of 1314 kg.

We recommend all FROST CARE products are installed on a solid wall. Reinforcement should always be used if the wall is not stable. All tests are carried out on products mounted on a solid wall, thus we cannot guarantee the same performance and durability if this is not observed.

For safety reasons, we recommend to check all bolt connections to ensure that no parts are loose and that all attachment to the wall are intact.



CLEANING AND MAINTENANCE

Surfaces should be cleaned with a microfiber cloth, glass cleaner or other non abrasive and gentle agents.

ATTENTION:

Never use solvents or aggressive household cleaners like bleach, acids (e.g. descalers) or ammonia-based bathroom cleaner to clean the product. Steel wool and hard brushes can permanently damage the surface of the steel.

EXCLUSION OF LIABILITY

FROST accepts no liability whatsoever for damage to persons or property that occurs or has occurred as a result of improper installation or maintenance, particularly if the safety instructions and other points to note listed are not or have not been observed in full.

WARNING AND HAZARD NOTICES

Improper mounting or use can lead to accidents and serious injuries.

www.frostdenmark.com

Bavne Alle 32, 8370 Hadsten, Denmark

E-mail: info@frost.dk • Phone: (+45) 87 61 00 32

We are also to be found as frostdenmark on Facebook,
Instagram, Pinterest and LinkedIn

