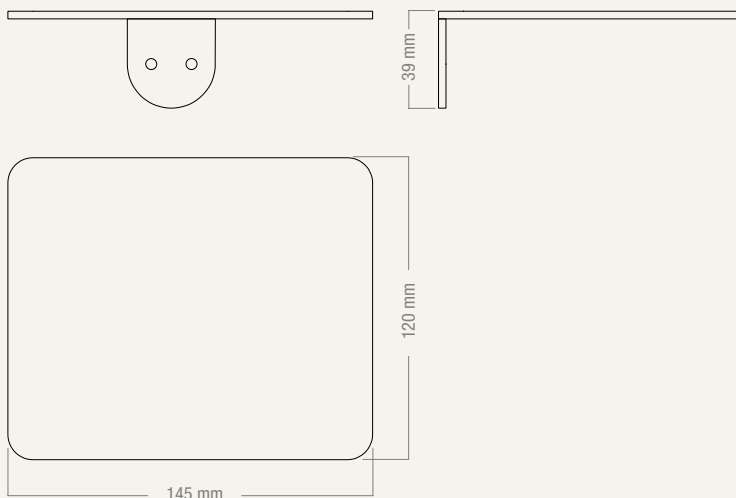


**FROST**  
DENMARK

## SHELF 1986 FOR TOILET ROLL HOLDER 1909

DESIGNED BY BØNNELYCKE MDD

PRODUCT DETAILS, TECHNICAL DETAILS  
AND FITTING INSTRUCTIONS



**MATERIAL: STAINLESS STEEL**

**AVAILABLE IN THE NINE FROST FINISHES:**



N1986  
BRUSHED  
STAINLESS



O1986  
POLISHED  
STAINLESS



N1986-BOC  
BRUSHED  
COPPER



N1986-C  
POLISHED  
COPPER



N1986-BMG  
BRUSHED  
GOLD



N1986-GO  
POLISHED  
GOLD



N1986-BCB  
BRUSHED  
BLACK



N1986-B  
MATT  
BLACK



N1986-W  
MATT  
WHITE



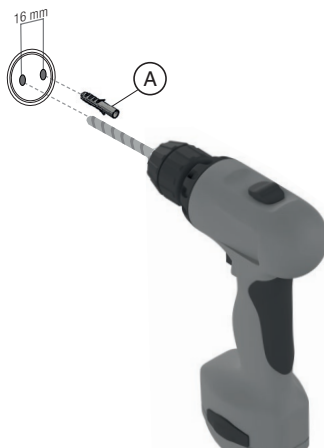
## MOUNTING

1

**PLEASE NOTE:** the Toilet Roll Holder 1909 is bought separately.

Decide the desired position and mark the screw holes as illustrated, with a CC distance of 16 mm.

Drill the marked holes using a 6 mm drill bit and insert the enclosed Ø6x30 mm wall plugs (A).



x2  
Ø6x30

(A)

x2  
Ø4x40

(B)

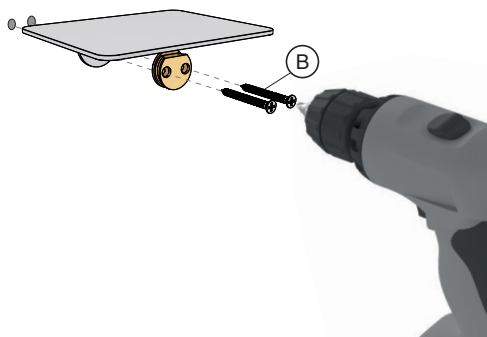
x1  
Hex key 2,5 mm

(C)

2

Place the shelf between the wall and the insert from the Toilet Roll Holder.

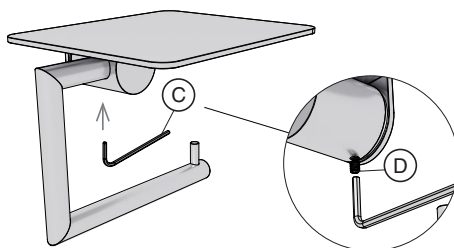
Secure it to the wall with the enclosed Ø4x40 mm screws (B) and use a Phillips screwdriver with bit PH2 to tighten the screws.



3

Press the Toilet Roll Holder on to the insert.

Securely tighten the set screw (D) underneath with the hex key (C).



### **CLEANING AND MAINTENANCE**

Surfaces should be cleaned with a microfiber cloth, glass cleaner or other non abrasive and gentle agents.

### **ATTENTION:**

Never use solvents or aggressive household cleaners like bleach, acids (e.g. descalers) or ammonia-based bathroom cleaner to clean the product. Steel wool and hard brushes can permanently damage the surface of the steel.

### **EXCLUSION OF LIABILITY**

FROST accepts no liability whatsoever for damage to persons or property that occurs or has occurred as a result of improper installation or maintenance, particularly if the safety instructions and other points to note listed are not or have not been observed in full.

### **WARNING AND HAZARD NOTICES**

Improper mounting or use can lead to accidents and serious injuries.

**[www.frostdenmark.com](http://www.frostdenmark.com)**

Bavne Alle 32, 8370 Hadsten, Denmark

E-mail: [info@frost.dk](mailto:info@frost.dk) • Phone: (+45) 87 61 00 32

We are also to be found as frostdenmark on Facebook,  
Instagram, Pinterest and LinkedIn

